

INDOOR

FINE

PUMPABLE

QUICK SETTING

CM 750 Superflow is a pumpable, self-levelling underlayment.

Intended Use

CM 750 Superflow is a pumpable, self-levelling underlayment. The product is quick setting, selfdrying and has a very good flow rate. The CM 750 is suitable for new construction and renovation. The product is intended for indoor use on substrates of concrete, lightweight concrete, stone, terrazzo, ceramic tiles, PVC, wood and plaster. The product can be used as an underlay for epoxy/PU-painting when the use is only ment for pedestrian traffic.

Pre-treatment

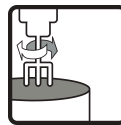
The substrate should be clean and free of dust, cement skin, grease and other impurities that can prevent adhesion. Adhesion and surface strength of the substrate should be no less than 0.5 MPa. If CM 750 is used as an underlay for epoxy/PU, the adhesion and surface strength of the substrate must be no less then 1,5 MPa. If CM 750 is ment as an underlay for glued wooden floors, the strength of the substrate must be the same as demanded off the CM 750. Always prime the underlying substrate with PP 600 and allow to dry before pouring. In terms of the primer forming a film and the curing of the self-leveling, the temperature of the substrate must not fall below 10 °C. For best results, the ambient temperature in the work area should be between 10 and 25 °C. At higher or lower temperatures, the time for curing will shorten or extend. With the risk for cracks due to shrinkage or settings in the subfloor, a concrete surface should not be leveled within the first 28 days after casting. As a recommendation the RH in the concrete should have reached RH 95 % as the upper limit for pouring the CM 750. Use the Combimix form foam for edging. In order to avoid drainage pipes from getting clogged, always make sure the drains are properly sealed before pouring.

Water requirement



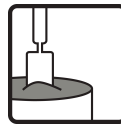
4.8 l/20 kg

Mixing time



3 min

Workable



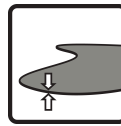
15–30 min

Working temperature



10–25 °C

Leveling layer



0–20 mm
6–20 mm on lightweight concrete

Walkable



1–3 hrs

INDOOR

FINE

PUMPABLE

QUICK SETTING

CM 750 Superflow is a pumpable, self-levelling underlayment.

Mixing

Mix the dry powder with max 4.8 liters of water (max 24 %) per 20 kg bag. Mix with a drilling machine and a whisk, or a mixing pump intended for this purpose. The correct water mixture can be tested using a slump test with a cylinder with Ø 30 mm and a height of 50 mm on 300 x 300 mm plexiglas plate. With the correct water mixture, the spread should be max 150 mm. The slump test also checks that the material is well blended and that there is no separation.

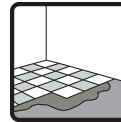
Execution

The mixed material is applied by hand, or pumped out onto the substrate in lengths. Each new ribbon is added to the old one as soon as possible so that the material can blend together and create an even surface. The width of the ribbons can be adjusted to the capacity of the mixing pump and the thickness of the covering. The material requires a light treatment with a toothed trowel to provide maximum smoothness.

Post-treatment and curing

You can easily shape or cut the semi hardened self-levelling underlayment material before it fully dries. Always make sure that the material is sufficiently dry before it will be covered by a carpet or a foilsystem. The product is carpetable after 12 hours and paintable with epoxi/PU after 24 hours. The guided time for dehydration down to RH 85% of the product is 10 mm per week. The guiding value assumes a curing temperature of approximately 20 °C, 50 % RH and proper air flow. Newly produced surfaces must be protected against wind, sun and rain.

Coatable (tiles)



6 hrs

Weather protection



CM 750 S



INDOOR

FINE

PUMPABLE

QUICK SETTING

CM 750 Superflow is a pumpable, self-levelling underlayment.

Storage time and packaging

Store in a dry environment, on an unopened plastic-coated pallet. Paper packaging: Shelf life is 6 months in unopened original packaging from the date of production. Plastic packaging: Shelf life is 9 months in unopened original packaging from the date of production. The date of production is printed on the packaging. May be used after 6 months but properties such as flow rate, hardening and drying times will be extended. CM 750 Superflow is delivered in 20 kg bags and in big bags.

Residual Products and Safety Instructions

Empty bags can be burned. Any remaining, dry powder that has been stored properly can be used again. Hardened material should be disposed of as construction waste. Do not wash the product into the sewage system. The cement in the product has a reduced level of chromate. Follow regulations in each respective country.

HMS Info

For current version of product information, contact Combimix at info@combimix.se. Previously undated and dated issues are no longer valid. For more information contact our sales organization.

Disclaimer

pdf-disclaimer

INDOOR

FINE

PUMPABLE

QUICK SETTING

CM 750 Superflow is a pumpable, self-levelling underlayment.

Product specification

Environment	indoor
Substrate	concrete, lightweight concrete, stone, ceramic tiles/clinker, heated floor systems, gypsum underlay, homogen-pvc, wood
Slope construction	no
Leveling layer	0–20 mm
Leveling layer	6–20 mm on lightweight concrete
Grain size	< 1 mm
Material consumption	1,6 kg/m ² /mm
Water requirement	4.8 l/20 kg
Flowability	max 150 mm
Working temperature	10–25 °C
Mixing time	3 min
Workable	15–30 min
Drying time category	sjalvtorkande
Walkable	1–3 hrs
Coatable (tiles)	6 hrs
Ready for floor covering	12 hrs
paintableEpoxy	24 hrs
Water damage resistant	yes
Surface tensile strength 28 days (ground loaded surface)	> 2.0 MPa
Free shrinkage	0.03–0.05 %
TVOC 28 days	< 10 µg/(m ² h)
Final surface	clinker, limmade-plastmattor, loslagt-tragolv, tatskikt, epoxy-pu, limmad-parkett, limmade-massiva-tratiljor

CM 750 S



- INDOOR
- FINE
- PUMPABLE
- QUICK SETTING

CM 750 Superflow is a pumpable, self-levelling underlayment.

Release of corrosive substances	CT (as per EN 13813)
Compressive strength class	C25 (as per EN 13813)
Compressive strength, average	30 MPa (as per EN 13813)
Flexural strength class	F6 (as per EN 13813)
Flexural strength class, average	7 MPa(as per EN 13813)
Fire class / Reaction to fire	A1fl (as per EN 13813)
RWFC	550 (as per EN 13813)
Adhesion	B1.5 (as per EN 13813)